

Tiger Neo N-type 54HL4R-(V) 425-445 Watt MONO-FACIAL MODULE

N-Type

Positive power tolerance of 0~+3%


IEC61215(2016), IEC61730(2016)

ISO9001:2015: Quality Management System

ISO14001:2015: Environment Management System

ISO45001:2018

Occupational health and safety management systems



Key Features



SMBB Technology

Better light trapping and current collection to improve module power output and reliability.



Hot 2.0 Technology

The N-type module with Hot 2.0 technology has better reliability and lower LID/LETID.



PID Resistance

Excellent Anti-PID performance guarantee via optimized mass-production process and materials control.



Enhanced Mechanical Load

Certified to withstand: wind load (4000 Pascal) and snow load (6000 Pascal).

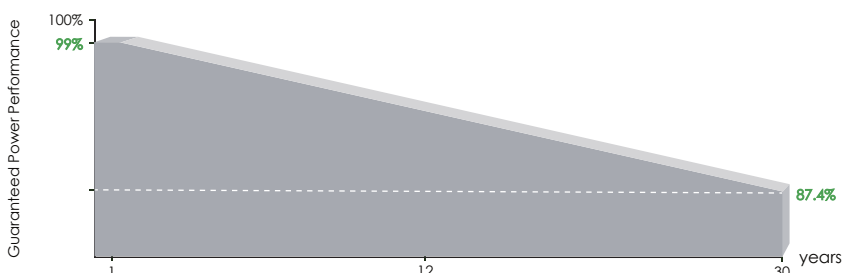


Durability Against Extreme Environmental Conditions

High salt mist and ammonia resistance.



LINEAR PERFORMANCE WARRANTY

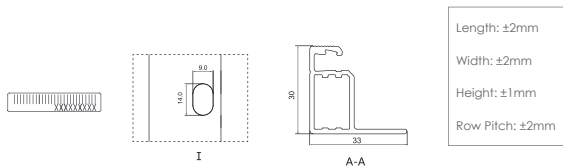
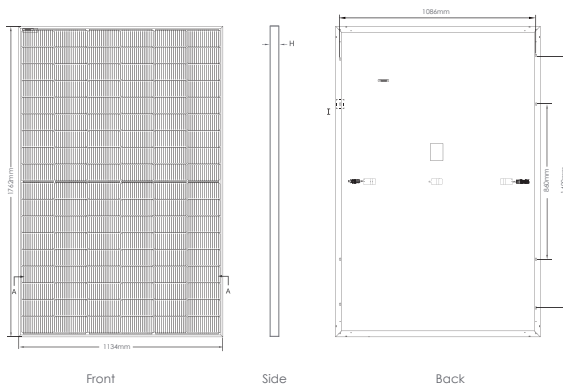


15 Year Product Warranty

30 Year Linear Power Warranty

0.40% Annual Degradation Over 30 years

Engineering Drawings



Length: ± 2 mm
Width: ± 2 mm
Height: ± 1 mm
Row Pitch: ± 2 mm

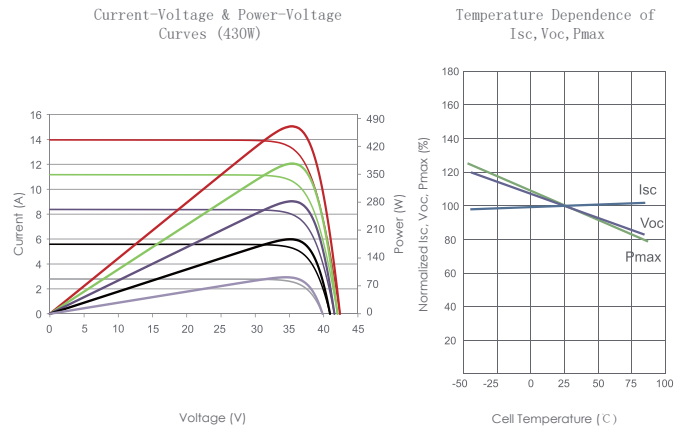
Note: For dimensional tolerances, refer to the detailed module drawings

Packaging Configuration

(Two pallets = One stack)

36pcs/pallets, 72pcs/stack, 936pcs/ 40'HQ Container

Electrical Performance & Temperature Dependence



Mechanical Characteristics

| | |
|---------------|---|
| Cell Type | N type Mono-crystalline |
| No. of cells | 108 (2×54) |
| Dimensions | 1762×1134×30mm (69.36×44.65×1.18 inch) |
| Weight | 22 kg (48.50 lbs) |
| Front Glass | 3.2mm, Anti-Reflection Coating, High Transmission, Low Iron, Tempered Glass |
| Frame | Anodized Aluminium Alloy |
| Junction Box | IP68 Rated |
| Output Cables | TUV 1×4.0mm ² (+): 400mm, (-): 200mm or Customized Length |

SPECIFICATIONS

| Module Type | JKM425N-54HL4R | | JKM430N-54HL4R | | JKM435N-54HL4R | | JKM440N-54HL4R | | JKM445N-54HL4R | |
|---|--------------------|--------|----------------|--------|----------------|--------|----------------|--------|----------------|--------|
| | STC | NOCT | STC | NOCT | STC | NOCT | STC | NOCT | STC | NOCT |
| Maximum Power (Pmax) | 425Wp | 320Wp | 430Wp | 323Wp | 435Wp | 327Wp | 440Wp | 331Wp | 445Wp | 335Wp |
| Maximum Power Voltage (Vmp) | 32.18V | 29.99V | 32.38V | 30.10V | 32.59V | 30.33V | 32.81V | 30.56V | 33.02V | 30.76V |
| Maximum Power Current (Imp) | 13.21A | 10.67A | 13.28A | 10.73A | 13.35A | 10.78A | 13.41A | 10.83A | 13.48A | 10.89A |
| Open-circuit Voltage (Voc) | 38.75V | 36.81V | 38.95V | 37.00V | 39.16V | 37.20V | 39.38V | 37.41V | 39.59V | 37.61V |
| Short-circuit Current (Isc) | 13.66A | 11.03A | 13.73A | 11.09A | 13.80A | 11.14A | 13.86A | 11.19A | 13.93A | 11.25A |
| Module Efficiency STC (%) | 21.27% | | 21.52% | | 21.77% | | 22.02% | | 22.27% | |
| Operating Temperature (°C) | -40°C~+85°C | | | | | | | | | |
| Maximum system voltage | 1000/1500VDC (IEC) | | | | | | | | | |
| Maximum series fuse rating | 25A | | | | | | | | | |
| Power tolerance | 0~+3% | | | | | | | | | |
| Temperature coefficients of Pmax | -0.29%/°C | | | | | | | | | |
| Temperature coefficients of Voc | -0.25%/°C | | | | | | | | | |
| Temperature coefficients of Isc | 0.045%/°C | | | | | | | | | |
| Nominal operating cell temperature (NOCT) | 45±2°C | | | | | | | | | |

*STC: Irradiance 1000W/m² Cell Temperature 25°C AM=1.5
NOCT: Irradiance 800W/m² Ambient Temperature 20°C AM=1.5 Wind Speed 1m/s