

KCA3U 12 | 18 HRG32X

kca

Cassette air conditioners are ideal for offices, conference rooms and other rooms requiring efficient air conditioning.

Kompakt cassette air conditioners are equipped with an indoor unit with a quiet fan and a peripheral airflow. They are characterised by high performance and high user comfort. They have a fresh air supply function and the option of connecting an additional supply air duct to the adjacent room.

93






























A⁺

R32



Features of **Kaisai KCA**

- | | | | | | | | | | | | |
|---|---|---|---|---|---|---|---|--|---|---|---|
|  |  |  |  |  |  |  |  |  |  |  |  |
| Blinds settings memory | Fresh air | 360° air supply | Refrigerant leakage indication | Sleep function | Quiet operation | Emergency use | Timer | Automatic restart | Alarm port | Self-diagnosis | Operation at low outside temperatures |
|  |  |  |  |  |  |  |  |  |  |  |  |
| The Eco Mode | Turbo mode | Gear mode | Heating function 8°C | Built-in condensate pump | Remote control temperature sensor | Temperature compensation | Cold air control | On-off port | Self-cleaning evaporator | Smooth fan speed adjustment | Compressor and condensate tray heaters |
| OPTIONAL | OPTIONAL | OPTIONAL | | | | | | | | | |
|  |  |  | | | | | | | | | |
| Central controller | Wi-Fi control | Wired controller | | | | | | | | | |

Technical specification

MODEL	indoor unit		KCA3U-12HRG32X	KCA3U-18HRG32X
	outdoor unit		KOX230-12HFN32X	KOX330-18HFN32X
Capacity average (min÷max)	cooling	kW	3,5 (0,8÷4,1)	5,3 (2,9÷5,6)
	heating	kW	3,8 (0,5÷4,3)	5,6 (2,4÷6,1)
Energy class	cooling/heating		A++/A+	A++/A+
SEER	average		W/W	6,6
SCOP	average		W/W	4,1
Average power consumption (min÷max)	cooling	W	1010 (168÷1434)	1633 (720÷2088)
	heating	W	1019 (124÷1376)	1540 (700÷1930)
Average operating current (min÷max)	cooling	A	4,4 (1,3÷6,3)	7,2 (3,2÷9,2)
	heating	A	4,7 (1,0÷6,1)	6,8 (3,1÷8,5)
Air flow rate	indoor	m ³ /h	620/510/420	720/620/500
	outdoor	m ³ /h	2100	2200
Operating temperature cooling/heating	indoor	°C	16÷32/0÷30	16÷32/0÷30
	outdoor	°C	-15+50/-15+24	-15+50/-15+24
Sound pressure level	indoor	dB(A)	41/36/33/25,5	43/39,5/35,5/29
	outdoor	dB(A)	53,6	56
Net dimensions w/h/d	indoor	mm	570/260/570	570/260/570
	outdoor	mm	765/555/303	805/554/330
	panel	mm	647/50/647	647/50/647
Transport dimensions w/h/d	indoor	mm	662/317/662	662/317/662
	outdoor	mm	887/610/337	915/615/370
	panel	mm	715/123/715	715/123/715
Net weight	indoor	kg	16,0/2,5	16,3/2,5
	outdoor	kg	26,6	32,5
Transport weight	indoor	kg	20,4/4,5	20,6/4,5
	outdoor	kg	29,0	35,2
Pipe diameter: liquid/gas		mm	6,35/9,52	6,35/12,70
Maximum installation length		m	25	30
Maximum height difference		m	10	20
Power supply	outdoor	V/Hz/Ph	220÷240/50/1	220÷240/50/1
Circuit breaker/fuse	outdoor	A	16	16
Power supply lines	outdoor	# of wires x mm ²	3x2,5	3x2,5
Control lines	ind. - outd.	# of wires x mm ²	4x1,5	4x1,5
Factory amount of refrigerant	up to 5 rm	kg	0,72	1,15
Additional amount of refrigerant	over 5 rm	g/m	12	12
External diameter of condensate drain		mm	25	25

95

Controllers

WIRELESS
REMOTE CONTROL

RG10A



WIRED REMOTE
CONTROL

**KJR-120X2
(OPTIONAL)**



WIRED REMOTE
CONTROL

**KJR12B
(OPTIONAL)**



WIRED REMOTE
CONTROL

**CCM
(OPTIONAL)**



